

Production Worksheet

Wilcom EmbroideryStudio - Designing

BUTTERFLY A CAP

Design: Butterfly A Cap


Title:

Stitches: 10,680
Height: 63.3 mm
Width: 79.7 mm
Colors: 3
Colorway: Colorway 1
Zoom: 1.42



Machine format: Tajima
Color changes: 3
Stops: 4
Trims: 21
Left: 39.8 mm
Right: 39.8 mm
Up: 31.6 mm
Down: 31.6 mm
EndX: 0.0 mm
EndY: 0.0 mm
Area: 5043.6 mm²
Max stitch: 6.5 mm
Min stitch: 0.1 mm
Max jump: 6.5 mm

Stop Sequence:

#	N#	Color	St.	Code	Name	Chart
1.	1		5,045	1146	Tomato Red	Madeira Classic 40
2.	3		9,921	1257	Bronze	Madeira Classic 40
3.	2		10,126	1003	White	Madeira Classic 40
4.	1		10,678	1146	Tomato Red	Madeira Classic 40







Stop #: 1
Element:
Code: 1146
Name: Tomato Red
Chart: Madeira Classic 40
Stitches: 5,045
Thread used: 29.55m



Stop #: 2
Element:
Code: 1257
Name: Bronze
Chart: Madeira Classic 40
Stitches: 4,876
Thread used: 18.90m



Stop #: 3
Element:
Code: 1003
Name: White
Chart: Madeira Classic 40
Stitches: 205
Thread used: 0.76m



Stop #: 4
Element:
Code: 1146
Name: Tomato Red
Chart: Madeira Classic 40
Stitches: 552
Thread used: 2.12m