

Production Worksheet

Wilcom EmbroideryStudio - Designing

LOVE CAP

Design: Love Cap






Title:


Stitches: 10,062
Height: 33.3 mm
Width: 114.3 mm
Colors: 6
Colorway: Colorway 1
Zoom: 0.96




Machine format: Tajima
Color changes: 5
Stops: 6
Trims: 15
Left: 57.2 mm
Right: 57.2 mm
Up: 16.6 mm
Down: 16.6 mm
EndX: 0.0 mm
EndY: 0.0 mm
Area 3804.9 mm²
Max stitch: 8.2 mm
Min stitch: 0.3 mm
Max jump: 6.8 mm


Stop Sequence:

#	N#	Color	St.	Code	Name	Chart
1.	3		6,534	1076	True Blue	Madeira Classic 40
2.	2		7,538	1108	Pink Carnation	Madeira Classic 40
3.	1		8,931	1133	Forget-Me-Not	Madeira Classic 40
4.	4		9,461	1012	Smoke	Madeira Classic 40
5.	5		10,003	1000	Black	Madeira Classic 40
6.	6		10,060	1003	White	Madeira Classic 40







Stop #: 1
Element:
Code: 1076
Name: True Blue
Chart: Madeira Classic 40
Stitches: 6,534
Thread used: 34.60m




Stop #: 2
Element:
Code: 1108
Name: Pink Carnation
Chart: Madeira Classic 40
Stitches: 1,004
Thread used: 5.26m




Stop #: 3
Element:
Code: 1133
Name: Forget-Me-Not
Chart: Madeira Classic 40
Stitches: 1,393
Thread used: 7.28m



Stop #: 4
Element:
Code: 1012
Name: Smoke
Chart: Madeira Classic 40
Stitches: 530
Thread used: 2.68m



Stop #: 5
Element:
Code: 1000
Name: Black
Chart: Madeira Classic 40
Stitches: 542
Thread used: 2.47m



Stop #: 6
Element:
Code: 1003
Name: White
Chart: Madeira Classic 40
Stitches: 57
Thread used: 0.22m