

Production Worksheet

Wilcom EmbroideryStudio - Designing

MERRY CHRISTMAS H 6IN

Design: Merry Christmas H 6in






Title:

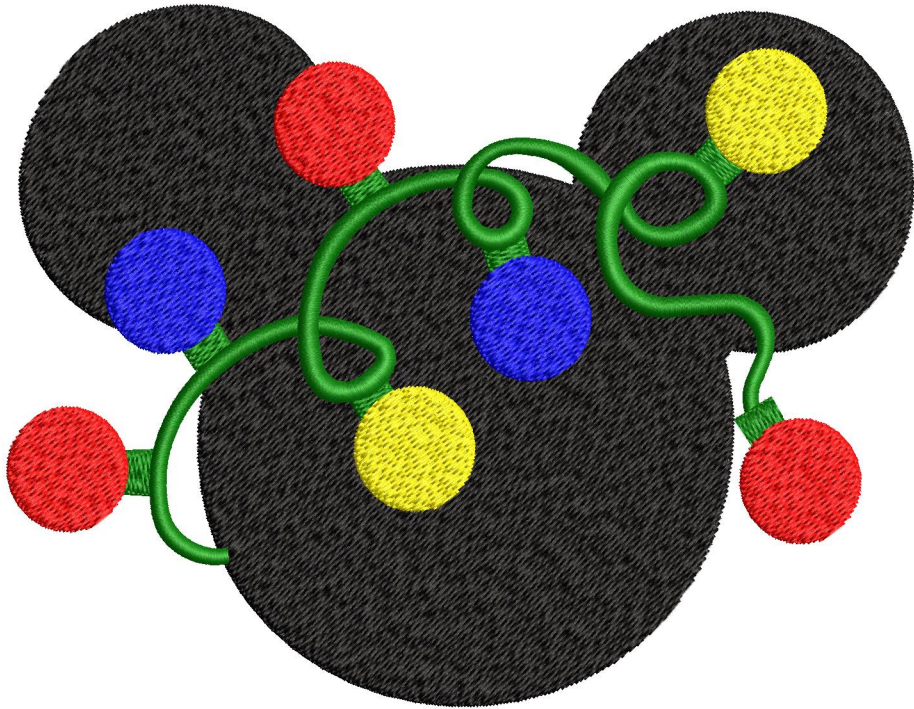
Stitches: 26,021
Height: 4.63 in
Width: 6.00 in
Colors: 5
Colorway: Colorway 1
Zoom: 0.79




Machine format: Tajima
Color changes: 4
Stops: 5
Trims: 11
Left: 76.2 mm
Right: 76.2 mm
Up: 58.8 mm
Down: 58.8 mm
EndX: 0.00 in
EndY: 0.00 in
Area 27.76 in²
Max stitch: 7.4 mm
Min stitch: 0.3 mm
Max jump: 6.7 mm

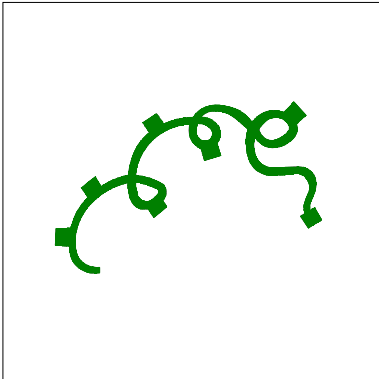
Stop Sequence:

#	N#	Color	St.	Code	Name	Chart
1.	5		17,110	1000		Madeira Classic 40
2.	1		21,317	1051	Bell Pepper	Madeira Classic 40
3.	3		23,320	1378	Paprika	Madeira Classic 40
4.	2		24,676	1076	True Blue	Madeira Classic 40
5.	4		26,019	1064	Goldenrod	Madeira Classic 40

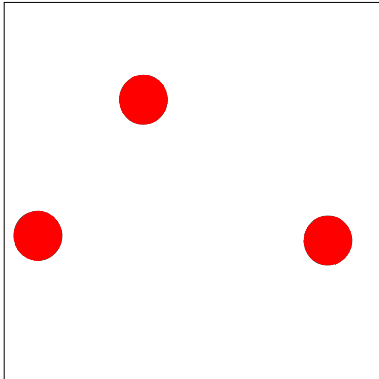





Stop #: 1
Element:
Code: 1000
Name:
Chart: Madeira Classic 40
Stitches: 17,110
Thread used: 387.19ft




Stop #: 2
Element:
Code: 1051
Name: Bell Pepper
Chart: Madeira Classic 40
Stitches: 4,207
Thread used: 81.67ft



Stop #: 3
Element:
Code: 1378
Name: Paprika
Chart: Madeira Classic 40
Stitches: 2,003
Thread used: 40.45ft



Stop #: 4
Element:
Code: 1076
Name: True Blue
Chart: Madeira Classic 40
Stitches: 1,356
Thread used: 27.15ft



Stop #: 5
Element:
Code: 1064
Name: Goldenrod
Chart: Madeira Classic 40
Stitches: 1,343
Thread used: 27.09ft