

Production Worksheet

Wilcom EmbroideryStudio - Designing

LION FACE CAP

Design: **Lion Face Cap**

Title:


Stitches: 9,278
 Height: 2.49 in
 Width: 2.07 in
 Colors: 3
 Colorway: Colorway 1
 Zoom: 2.21



DIGITIZING
 24/7 Live Support Service
 pawdigitizing@gmail.com
 +44787876255

Machine format: Tajima
 Color changes: 3
 Stops: 4
 Trims: 24
 Left: 26.3 mm
 Right: 26.3 mm
 Up: 31.6 mm
 Down: 31.6 mm
 EndX: 0.00 in
 EndY: 0.00 in
 Area: 5.15 in²
 Max stitch: 10.7 mm
 Min stitch: 0.0 mm
 Max jump: 5.5 mm

Stop Sequence:

#	N#	Color	St.	Code	Name	Chart
1.	2		5,085	1003	White	Madeira Classic 40
2.	3		9,108	1173	Autumn Gold	Madeira Classic 40
3.	1		9,138	1094	Caribbean Blue	Madeira Classic 40
4.	2		9,276	1003	White	Madeira Classic 40



Color Film

Wilcom EmbroideryStudio - Designing

LION FACE CAP

Design: **Lion Face Cap**

Title:

Stitches: 9,278
Height: 2.49 in
Width: 2.07 in
Colors: 3
Colorway: Colorway 1
Zoom: 0.75




PAW DIGITIZING
24/7 Live Support Service
pawdigitizing@gmail.com
+44787876255




Stop #: 1
Element:
Code: 1003
Name: White
Chart: Madeira Classic 40
Stitches: 5,085
Thread used: 61.04ft



Stop #: 2
Element:
Code: 1173
Name: Autumn Gold
Chart: Madeira Classic 40
Stitches: 4,023
Thread used: 44.75ft



Stop #: 3
Element:
Code: 1094
Name: Caribbean Blue
Chart: Madeira Classic 40
Stitches: 30
Thread used: 0.34ft



Stop #: 4
Element:
Code: 1003
Name: White
Chart: Madeira Classic 40
Stitches: 138
Thread used: 1.60ft