

Production Worksheet

Wilcom EmbroideryStudio - Designing

LOVE LC

Design: **Love Lc**

Title:







Stitches: 7,783
Height: 1.09 in
Width: 3.74 in
Colors: 6
Colorway: Colorway 1
Zoom: 1.23




Paw Digitizing
24/7 Live Support Service
pawdigitizing@gmail.com
+447878776255

Machine format: Tajima
Color changes: 5
Stops: 6
Trims: 15
Left: 47.5 mm
Right: 47.5 mm
Up: 13.8 mm
Down: 13.8 mm
EndX: 0.00 in
EndY: 0.00 in
Area: 4.08 in²
Max stitch: 10.0 mm
Min stitch: 0.1 mm
Max jump: 6.5 mm

Stop Sequence:

#	N#	Color	St.	Code	Name	Chart
1.	3		5,085	1076	True Blue	Madeira Classic 40
2.	2		5,840	1108	Pink Carnation	Madeira Classic 40
3.	1		6,889	1133	Forget-Me-Not	Madeira Classic 40
4.	4		7,285	1012	Smoke	Madeira Classic 40
5.	5		7,728	1000	Black	Madeira Classic 40
6.	6		7,781	1003	White	Madeira Classic 40



Color Film

Wilcom EmbroideryStudio - Designing

LOVE LC


Design: **Love Lc**

Title:


Stitches: 7,783
Height: 1.09 in
Width: 3.74 in
Colors: 6
Colorway: Colorway 1
Zoom: 0.50




DIGITIZING
24/7 Live Support Service
pawdigitizing@gmail.com
+44787876255




Stop #: 1
Element:
Code: 1076
Name: True Blue
Chart: Madeira Classic 40
Stitches: 5,085
Thread used: 83.31ft




Stop #: 2
Element:
Code: 1108
Name: Pink Carnation
Chart: Madeira Classic 40
Stitches: 755
Thread used: 12.42ft




Stop #: 3
Element:
Code: 1133
Name: Forget-Me-Not
Chart: Madeira Classic 40
Stitches: 1,049
Thread used: 17.30ft



Stop #: 4
Element:
Code: 1012
Name: Smoke
Chart: Madeira Classic 40
Stitches: 396
Thread used: 6.33ft



Stop #: 5
Element:
Code: 1000
Name: Black
Chart: Madeira Classic 40
Stitches: 443
Thread used: 6.20ft



Stop #: 6
Element:
Code: 1003
Name: White
Chart: Madeira Classic 40
Stitches: 53
Thread used: 0.63ft