

Production Worksheet

Wilcom EmbroideryStudio - Designing

PARROT WITH FLOWER CAP

Design: Parrot with flower Cap

Title:

Stitches: 12,675
Height: 2.49 in
Width: 2.39 in
Colors: 10
Colorway: Colorway 1
Zoom: 1.82



Machine format: Tajima
Color changes: 16
Stops: 17
Trims: 22
Left: 30.4 mm
Right: 30.4 mm
Up: 31.6 mm
Down: 31.6 mm
EndX: 0.00 in
EndY: 0.00 in
Area: 5.94 in²
Max stitch: 11.7 mm
Min stitch: 0.0 mm
Max jump: 6.7 mm

Stop Sequence:

#	N#	Color	St.	Code	Name	Chart
1.	1		5,441	1250	Christmas Green	Madeira Classic 40
2.	2		6,897	3	Red	Default
3.	7		7,110	10	Dark Blue	Default
4.	10		7,782	15	Pink	Default
5.	9		9,399	1065	Copper	Madeira Classic 40
6.	2		9,925	3	Red	Default
7.	9		9,983	1065	Copper	Madeira Classic 40
8.	2		10,114	3	Red	Default
9.	3		10,472	4	Yellow	Default
10.	4		11,299	1469		Madeira Classic 40
11.	7		12,211	10	Dark Blue	Default
12.	6		12,332	9	White	Default
13.	8		12,362	11	Dark Red	Default
14.	5		12,385	8	Black	Default
15.	9		12,444	1065	Copper	Madeira Classic 40
16.	5		12,624	8	Black	Default
17.	10		12,673	15	Pink	Default



Color Film


Wilcom EmbroideryStudio - Designing

PARROT WITH FLOWER CAP

Design: **Parrot with flower Cap**

Title:


Stitches: 12,675
Height: 2.49 in
Width: 2.39 in
Colors: 10
Colorway: Colorway 1
Zoom: 0.75




Stop #: 1
Element:
Code: 1250
Name: Christmas Green
Chart: Madeira Classic 40
Stitches: 5,441
Thread used: 61.88ft




Stop #: 2
Element:
Code: 3
Name: Red
Chart: Default
Stitches: 1,456
Thread used: 23.23ft




Stop #: 3
Element:
Code: 10
Name: Dark Blue
Chart: Default
Stitches: 213
Thread used: 2.35ft



Stop #: 4
Element:
Code: 15
Name: Pink
Chart: Default
Stitches: 672
Thread used: 9.83ft



Stop #: 5
Element:
Code: 1065
Name: Copper
Chart: Madeira Classic 40
Stitches: 1,617
Thread used: 26.06ft



Stop #: 6
Element:
Code: 3
Name: Red
Chart: Default
Stitches: 526
Thread used: 5.90ft

Color Film

Wilcom EmbroideryStudio - Designing

PARROT WITH FLOWER CAP


Design: **Parrot with flower Cap**

Title:


Stitches: 12,675
Height: 2.49 in
Width: 2.39 in
Colors: 10
Colorway: Colorway 1
Zoom: 0.75




DIGITIZING
24/7 Live Support Service
pawdigitizing@gmail.com
+44787876255




Stop #: 7
Element:
Code: 1065
Name: Copper
Chart: Madeira Classic 40
Stitches: 58
Thread used: 0.56ft



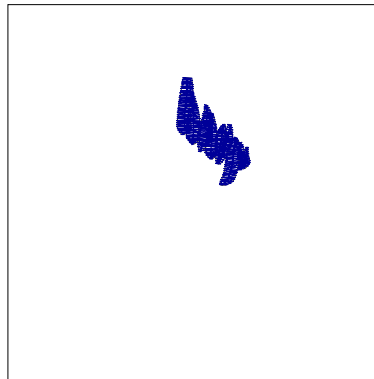
Stop #: 8
Element:
Code: 3
Name: Red
Chart: Default
Stitches: 131
Thread used: 1.56ft




Stop #: 9
Element:
Code: 4
Name: Yellow
Chart: Default
Stitches: 358
Thread used: 3.61ft



Stop #: 10
Element:
Code: 1469
Name:
Chart: Madeira Classic 40
Stitches: 827
Thread used: 9.08ft



Stop #: 11
Element:
Code: 10
Name: Dark Blue
Chart: Default
Stitches: 912
Thread used: 10.26ft



Stop #: 12
Element:
Code: 9
Name: White
Chart: Default
Stitches: 121
Thread used: 1.89ft

Color Film

Wilcom EmbroideryStudio - Designing

PARROT WITH FLOWER CAP


Design: **Parrot with flower Cap**

Title:


Stitches: 12,675
Height: 2.49 in
Width: 2.39 in
Colors: 10
Colorway: Colorway 1
Zoom: 0.75




DIGITIZING
24/7 Live Support Service
pawdigitizing@gmail.com
+44787876255




Stop #: 13
Element:
Code: 11
Name: Dark Red
Chart: Default
Stitches: 30
Thread used: 0.30ft




Stop #: 14
Element:
Code: 8
Name: Black
Chart: Default
Stitches: 23
Thread used: 0.25ft



Stop #: 15
Element:
Code: 1065
Name: Copper
Chart: Madeira Classic 40
Stitches: 59
Thread used: 0.55ft



Stop #: 16
Element:
Code: 8
Name: Black
Chart: Default
Stitches: 180
Thread used: 3.01ft



Stop #: 17
Element:
Code: 15
Name: Pink
Chart: Default
Stitches: 49
Thread used: 0.47ft