

Production Worksheet

Wilcom EmbroideryStudio - Designing

PARROT WITH FLOWER LC

Design: Parrot with flower Lc

Title:

Stitches: 20,567
Height: 3.74 in
Width: 3.59 in
Colors: 10
Colorway: Colorway 1
Zoom: 1.21



Machine format: Tajima
Color changes: 16
Stops: 17
Trims: 27
Left: 45.6 mm
Right: 45.6 mm
Up: 47.5 mm
Down: 47.5 mm
EndX: 0.00 in
EndY: 0.00 in
Area: 13.42 in²
Max stitch: 7.3 mm
Min stitch: 0.0 mm
Max jump: 6.7 mm

Stop Sequence:

#	N#	Color	St.	Code	Name	Chart
1.	1		8,181	1250	Christmas Green	Madeira Classic 40
2.	2		10,813	3	Red	Default
3.	7		11,126	10	Dark Blue	Default
4.	10		12,317	15	Pink	Default
5.	9		15,311	1065	Copper	Madeira Classic 40
6.	2		16,188	3	Red	Default
7.	9		16,274	1065	Copper	Madeira Classic 40
8.	2		16,490	3	Red	Default
9.	3		17,021	4	Yellow	Default
10.	4		18,314	1469		Madeira Classic 40
11.	7		19,753	10	Dark Blue	Default
12.	6		19,997	9	White	Default
13.	8		20,039	11	Dark Red	Default
14.	5		20,068	8	Black	Default
15.	9		20,154	1065	Copper	Madeira Classic 40
16.	5		20,498	8	Black	Default
17.	10		20,565	15	Pink	Default



Color Film


Wilcom EmbroideryStudio - Designing

PARROT WITH FLOWER LC

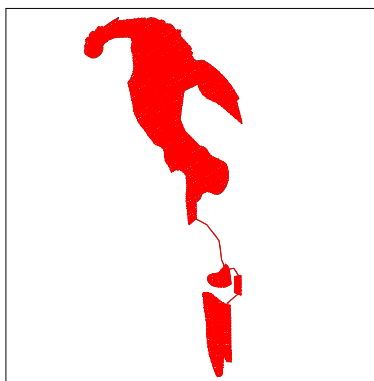
Design: **Parrot with flower Lc**

Title:

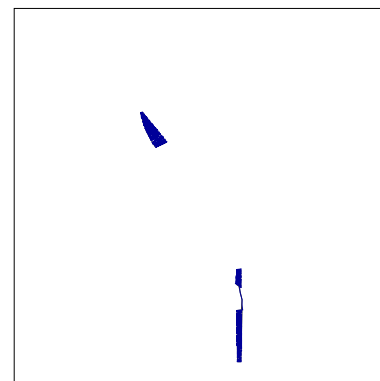
Stitches: 20,567
Height: 3.74 in
Width: 3.59 in
Colors: 10
Colorway: Colorway 1
Zoom: 0.50




Stop #: 1
Element:
Code: 1250
Name: Christmas Green
Chart: Madeira Classic 40
Stitches: 8,181
Thread used: 105.36ft




Stop #: 2
Element:
Code: 3
Name: Red
Chart: Default
Stitches: 2,632
Thread used: 46.62ft




Stop #: 3
Element:
Code: 10
Name: Dark Blue
Chart: Default
Stitches: 313
Thread used: 3.86ft



Stop #: 4
Element:
Code: 15
Name: Pink
Chart: Default
Stitches: 1,191
Thread used: 19.42ft



Stop #: 5
Element:
Code: 1065
Name: Copper
Chart: Madeira Classic 40
Stitches: 2,994
Thread used: 53.51ft



Stop #: 6
Element:
Code: 3
Name: Red
Chart: Default
Stitches: 877
Thread used: 10.78ft

Color Film

Wilcom EmbroideryStudio - Designing

PARROT WITH FLOWER LC


Design: **Parrot with flower Lc**

Title:


Stitches: 20,567
Height: 3.74 in
Width: 3.59 in
Colors: 10
Colorway: Colorway 1
Zoom: 0.50




DIGITIZING
24/7 Live Support Service
pawdigitizing@gmail.com
+44787876255




Stop #: 7
Element:
Code: 1065
Name: Copper
Chart: Madeira Classic 40
Stitches: 86
Thread used: 0.89ft




Stop #: 8
Element:
Code: 3
Name: Red
Chart: Default
Stitches: 216
Thread used: 2.72ft




Stop #: 9
Element:
Code: 4
Name: Yellow
Chart: Default
Stitches: 531
Thread used: 5.85ft



Stop #: 10
Element:
Code: 1469
Name:
Chart: Madeira Classic 40
Stitches: 1,293
Thread used: 15.83ft



Stop #: 11
Element:
Code: 10
Name: Dark Blue
Chart: Default
Stitches: 1,439
Thread used: 18.12ft



Stop #: 12
Element:
Code: 9
Name: White
Chart: Default
Stitches: 244
Thread used: 4.03ft

Color Film

Wilcom EmbroideryStudio - Designing

PARROT WITH FLOWER LC


Design: **Parrot with flower Lc**

Title:


Stitches: 20,567
Height: 3.74 in
Width: 3.59 in
Colors: 10
Colorway: Colorway 1
Zoom: 0.50




DIGITIZING
24/7 Live Support Service
pawdigitizing@gmail.com
+44787876255




Stop #: 13
Element:
Code: 11
Name: Dark Red
Chart: Default
Stitches: 42
Thread used: 0.43ft




Stop #: 14
Element:
Code: 8
Name: Black
Chart: Default
Stitches: 29
Thread used: 0.37ft



Stop #: 15
Element:
Code: 1065
Name: Copper
Chart: Madeira Classic 40
Stitches: 86
Thread used: 0.83ft



Stop #: 16
Element:
Code: 8
Name: Black
Chart: Default
Stitches: 344
Thread used: 6.18ft



Stop #: 17
Element:
Code: 15
Name: Pink
Chart: Default
Stitches: 67
Thread used: 0.71ft