

Production Worksheet

Wilcom EmbroideryStudio - Designing

WITCHY LOGO LC

Design: **Witchy logo Lc**

Title:




Stitches: 5,356
Height: 1.67 in
Width: 3.74 in
Colors: 3
Colorway: Colorway 1
Zoom: 1.27



PawW
DIGITIZING
24/7 Live Support Service
pawdigitizing@gmail.com
+447878776255

Machine format: Tajima
Color changes: 2
Stops: 3
Trims: 12
Left: 47.5 mm
Right: 47.5 mm
Up: 21.3 mm
Down: 21.3 mm
EndX: 0.00 in
EndY: 0.00 in
Area: 6.26 in²
Max stitch: 8.7 mm
Min stitch: 0.0 mm
Max jump: 6.9 mm

Stop Sequence:

#	N#	Color	St.	Code	Name	Chart
1.	2		3,932	1032	Velvet Violet	Madeira Classic 40
2.	3		5,067	1000	Black	Madeira Classic 40
3.	1		5,354	1068	Canary	Madeira Classic 40



Color Film

Wilcom EmbroideryStudio - Designing

WITCHY LOGO LC

Design: **Witchy logo Lc**

Title:


Stitches: 5,356
Height: 1.67 in
Width: 3.74 in
Colors: 3
Colorway: Colorway 1
Zoom: 0.50




PAW DIGITIZING
24/7 Live Support Service
✉ pawdigitizing@gmail.com
📞 +44787876255



Stop #: 1
Element:
Code: 1032
Name: Velvet Violet
Chart: Madeira Classic 40
Stitches: 3,932
Thread used: 84.65ft



Stop #: 2
Element:
Code: 1000
Name: Black
Chart: Madeira Classic 40
Stitches: 1,135
Thread used: 15.65ft



Stop #: 3
Element:
Code: 1068
Name: Canary
Chart: Madeira Classic 40
Stitches: 287
Thread used: 3.57ft